





4'x8' SERIES



**PRODUCT**


**DP2400  
USED BRICK**  
Thickness: 5/8"  
Height: 48 1/4"  
Inside Width: 88"  
Outside Width: 96"  
Weight: 26 lbs  
Area: 32 sq ft

**DP2900  
USED BRICK EXTERIOR**  
Thickness: 1 1/2"  
Height: 48 1/4"  
Inside Width: 88"  
Outside Width: 96"  
Weight: 32 lbs  
Area: 32 sq ft

**PRODUCT**

**DP2406  
USED BRICK KEYLESS CORNER**  
Thickness: 1 1/4"  
Height: 47 3/4"  
Inside Width: 2 3/4"  
Outside Width: 4 1/4"  
Weight: 4 lbs  
Area: 2 1/2 sq ft

2'x4' SERIES



**PRODUCT**

**UL2600  
USED BRICK 2x4**  
Thickness: 3/4"  
Height: 24"  
Inside Width: 38"  
Outside Width: 46 3/8"  
Weight: 8 lbs  
Area: 8 sq ft

ACCESSORIES



T1635

**PRODUCT**

**T1635 USED SOLDIER BRICK TRIM**  
Length: 48" Width: 8 3/8" Depth: 1 3/8"

COLORS



WHITE



RED CHIPOLTE



OLD TOWN



CHALKED RED



PACIFIC CREME



CAPE COD



SANDSTONE



CHESTNUT



WEATHERED ORANGE



SPEAKEASY



BK RED



SEQUOIA CLAY

PHOTOS

